



MEETING ID
357-400-230

VIRTUAL MEETING GUIDE

Remote entry to the Annual Meeting will open at 10.00AM NZT on Friday 6 August 2021, with the meeting commencing at 10.30AM NZT.

Virtual meetings are accessible on both desktop and mobile devices. In order to participate remotely you will need to visit **web.lumiagm.com** on your desktop or mobile device. You will need to ensure that your browser is compatible – Lumi AGM supports the latest versions of Chrome, Safari, Internet Explorer, Edge and Firefox.

If you have any questions, or need assistance with the online process, please contact Computershare on +64 9 488 8777 between 8.30am and 5.00pm Monday to Friday (New Zealand time).

VOTING AT A GLANCE


STEP 1

Open Lumi AGM and enter the Meeting ID shown in top right corner

STEP 2

Enter your username and password (CSN/Holder Number and postcode)

STEP 3

When the poll is opened, click  and select your desired voting direction

LOGGING IN

To log in, you must have the following information (which can be found on your Shareholder's Voting and Proxy Form) or you can log in as a guest if you are not a shareholder in Scales Corporation Limited. Please note, if you have logged in as a guest you will not be able to ask any questions or vote.

NEW ZEALAND RESIDENTS

Username (CSN or Holder number) and password (postcode).

OVERSEAS RESIDENTS

Username (CSN or Holder Number); and Password (three-character ISO3 country code) e.g. AUS is the ISO3 code for Australia.

You can find a full list at www.computershare.com/iso3

APPOINTED PROXIES

A username and password will be provided prior to the meeting.

If you have not received your username and password, please contact Computershare on +64 9 488 8777 between 8.30am–5.00pm Monday to Friday (New Zealand time).

USING LUMI AGM

ACCESSING THE VIRTUAL MEETING

Once you have entered **web.lumiagm.com** into your internet browser, you'll be prompted to enter the Meeting ID and accept the terms and conditions.

You will then be required to enter your:


- > username (CSN or Holder number);
- > password (postcode, or country code for overseas residents)



NAVIGATING LUMI AGM

When successfully authenticated, the info screen will display. **i**

You can view meeting information, ask questions and watch the webcast.

If you would like to watch the webcast, press the broadcast icon  at the bottom of the screen.



NAVIGATING LUMI AGM - DESKTOP


When successfully authenticated, the info screen will display. **i**

You can view meeting information, ask questions and watch the webcast.

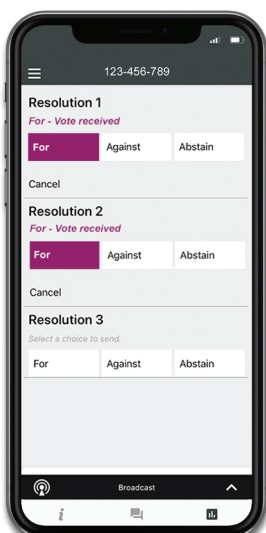
If you would like to watch the webcast, press the **▶** button to start the webcast.




VOTING IN LUMI AGM

Once the poll has been opened,  will appear on the navigation bar at the bottom of the screen—from here, the resolution and voting choices will be displayed.

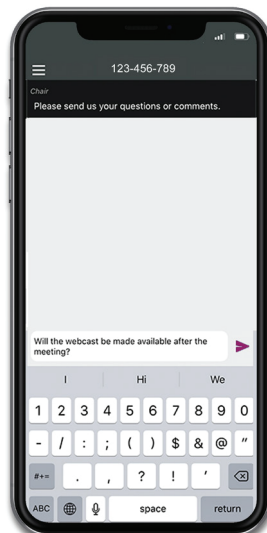
To vote, simply select your voting direction from the options shown on screen. To change your vote, simply select another direction—you can cancel your vote by clicking 'Cancel'.



ASKING QUESTIONS

Any shareholder or appointed proxy/representative attending the meeting is eligible to ask questions. If you would like to ask a question, select  then type and submit your question. It will be sent to the board for an answer.

Please note that not all questions may be able to be answered during the meeting. In this case, questions will be followed up by email after the meeting.



WATCHING THE WEBCAST

To watch the webcast, click the black broadcast bar on screen and push the **▶** button to start the webcast.

The video and/or slides will appear shortly after (dependent on the speed of your internet connection).

